

Catalogue addition June 2011

2010



Dischi Freno
*Brake Discs • Disques de frein
Bremsscheiben • Discos de freno*

		F/R	L/R	GRAF ref.			NOTE
C8 (EA, EB) 01/07/2002-							
2.2 HDi Eng.DW12BTED4 (125kW)	08-	F		DF29821		Ø 310,0 Th 32,0-30,0	Vent.
3.0 V6 Eng.XFX (ES9J4S) (150kW)	02-	F		DF29821		Ø 310,0 Th 32,0-30,0	Vent.

FIAT

Ulysse II (179AX) 01/08/2002-							
2.2 MJT Eng.4HT, 4HS (125kW)	08-	F		DF29821		Ø 310,0 Th 32,0-30,0	Vent.
3.0 V6 Eng.XFW (150kW)	02-	F		DF29821		Ø 310,0 Th 32,0-30,0	Vent.

FORD LCV, TRUCK

Transit VIII 01/07/2006-							
2.2 TDCi Eng. (85kW)	08-	R		DF29998		Ø 280,0 Th 16,0-13,0	RWD, SRW
2.2 TDCi Eng.P8FA, B (63kW)	06-	R		DF29998		Ø 280,0 Th 16,0-13,0	RWD, SRW
2.2 TDCi Eng.PGFA (103kW)	07-	R		DF29998		Ø 280,0 Th 16,0-13,0	RWD, SRW
2.2 TDCi Eng.QVFA (81kW)	06-	R		DF29998		Ø 280,0 Th 16,0-13,0	RWD, SRW
2.2 TDCi Eng.QWFA (96kW)	06-	R		DF29998		Ø 280,0 Th 16,0-13,0	RWD, SRW
2.3 16v Eng.GZFA (107kW)	06-	R		DF29998		Ø 280,0 Th 16,0-13,0	RWD, SRW
2.4 TDCi Eng.JXFA (85kW)	06-	R		DF29998		Ø 280,0 Th 16,0-13,0	RWD, SRW
2.4 TDCi Eng.PHFA, C (74kW)	06-	R		DF29998		Ø 280,0 Th 16,0-13,0	RWD, SRW
2.4 TDCi, Allrad Eng.H9FB (103kW)	06-	R		DF29998		Ø 280,0 Th 16,0-13,0	RWD, SRW
3.2 TDCi Eng.SAFA (147kW)	07-	R		DF29998		Ø 280,0 Th 16,0-13,0	RWD, SRW

HONDA





Accord VIII, Tourer (CL, CM) 01/02/2003-01/06/2008							
2.0 Eng.K20A6 (114kW)	03-	F		DF29997		Ø 300,0 Th 25,0-23,0	Vent., +ABS, 16Inch Wheels
	03-08	R		DF29996		Ø 260,0 Th 10,0-8,0	
2.2 CTDi Eng.N22A1 (103kW)	04-08	F		DF29997		Ø 300,0 Th 25,0-23,0	Vent., +ABS, 16Inch Wheels
	04-08	R		DF29996		Ø 260,0 Th 10,0-8,0	
2.4 Eng.K24A (140kW)	03-08	F		DF29997		Ø 300,0 Th 25,0-23,0	Vent., +ABS, 16Inch Wheels
	03-08	R		DF29996		Ø 260,0 Th 10,0-8,0	
2.4 Vtec Eng.K24A8 (122kW)	06-08	R		DF29996		Ø 260,0 Th 10,0-8,0	

IVECO

Daily II 01/02/1999-01/04/2006							
65C14 3.0JTD Eng.F1CE0481A (100kW)	04-06	R		DF291000		Ø 306,0 Th 22,0-20,0	
65C15 2.8 TD Eng.8140.43N (107-90kW)	04-06	R		DF291000		Ø 306,0 Th 22,0-20,0	
65C17 3.0JTD Eng.F1CE0481B (122kW)	04-06	R		DF291000		Ø 306,0 Th 22,0-20,0	
Daily III 01/05/2006-							
2.3 HPI Eng. (78kW)	06-	R		DF29994		Ø 294,0 Th 24,0-21,0	Vent., Mod. 35, +ABS, SRW
2.3 HPI Eng.F1AE0481FA (71kW)	06-	R		DF29994		Ø 294,0 Th 24,0-21,0	Vent., Mod. 35, +ABS, SRW
2.3 HPI Eng.F1AE0481GA (85kW)	06-	R		DF29994		Ø 294,0 Th 24,0-21,0	Vent., Mod. 35, +ABS, SRW
2.3 HPI Eng.F1AE0481HA (100kW)	06-	R		DF29994		Ø 294,0 Th 24,0-21,0	Vent., Mod. 35, +ABS, SRW
3.0 HPI Eng.F1CE0481FA (108kW)	06-	F		DF29989		Ø 301,0 Th 30,0-27,0	Vent., Mod. 65C
	06-	R		DF29994		Ø 294,0 Th 24,0-21,0	Vent., Mod. 35, 50, +ABS, SRW
	06-	R		DF29990		Ø 306,0 Th 28,0-25,0	Vent., Mod. 65C
3.0 HPI Eng.F1CE0481HA (130kW)	06-	F		DF29989		Ø 301,0 Th 30,0-27,0	Vent., Mod. 65C
	06-	R		DF29994		Ø 294,0 Th 24,0-21,0	Vent., Mod. 35, 50, +ABS, SRW
	06-	R		DF29990		Ø 306,0 Th 28,0-25,0	Vent., Mod. ZCFC65
3.0 HPT Eng.F1CE0481HC (130kW)	06-	R		DF29994		Ø 294,0 Th 24,0-21,0	Vent., Mod. 35, 50, +ABS, SRW

LANCIA

Phedra (179) 01/09/2002-							
2.2 MJT Eng.DW12BTED4 (125kW)	08-	F		DF29821		Ø 310,0 Th 32,0-30,0	Vent.
3.0 V6 Eng.ES9J4S (150kW)	02-	F		DF29821		Ø 310,0 Th 32,0-30,0	Vent.
Thesis (841AX) 01/07/2002-							
2.0 T. Eng.841E.000 (136kW)	02-07	F		DF29611		Ø 305,5 Th 28,0-26,0	Vent.
	02-	R		DF29613		Ø 281,2 Th 22,1-20,2	Vent.
2.4 Eng.841D.000 (125kW)	02-07	F		DF29611		Ø 305,5 Th 28,0-26,0	Vent.
	02-	R		DF29613		Ø 281,2 Th 22,1-20,2	Vent.
2.4 JTD Eng.841C.000 (110kW)	02-	F		DF29611		Ø 305,5 Th 28,0-26,0	Vent.
	02-	R		DF29613		Ø 281,2 Th 22,1-20,2	Vent.
2.4 JTD, CF4 Eng.841H.000, 841G.000 (129kW)	03-	F		DF29611		Ø 305,5 Th 28,0-26,0	Vent.
	03-	R		DF29613		Ø 281,2 Th 22,1-20,2	Vent.
2.4 MJT Eng.936B.000 (136kW)	06-	F		DF29611		Ø 305,5 Th 28,0-26,0	Vent.
3.0 V6 Eng.841A.000 (158kW)	02-07	F		DF29611		Ø 305,5 Th 28,0-26,0	Vent.
	02-	R		DF29613		Ø 281,2 Th 22,1-20,2	Vent.

		F/R L/R	GRAF ref.			NOTE
3.2 V6 Eng.841L.000 (169kW)	03-07	F	DF29611		Ø 305,5 Th 28,0-26,0	Vent.
	03-	R	DF29613		Ø 281,2 Th 22,1-20,2	Vent.

MAZDA

3 I (BK) 01/10/2003-01/04/2009						
2.0 Eng.LF50 (110kW)	03-	F	DF29730		Ø 300,0 Th 25,0-23,0	Vent.
	03-09	R	DF29750		Ø 280,0 Th 11,0-9,0	
2.3 16v MPS Eng.L3N9 (191kW)	06-	F	DF29730		Ø 300,0 Th 25,0-23,0	Vent.
2.3 DiSi Turbo MPS Eng.L3N9 (184kW)	06-	F	DF29730		Ø 300,0 Th 25,0-23,0	Vent.
3 II (BL) 01/05/2009-						
2.0 MZR Eng.LF5W (111kW)	09-	F	DF29730		Ø 300,0 Th 25,0-23,0	Vent.
2.0 MZR Eng.LFZ2 (110kW)	09-	F	DF29730		Ø 300,0 Th 25,0-23,0	Vent.
2.2 MZ-CD Eng.R2AA (110kW)	09-	F	DF29730		Ø 300,0 Th 25,0-23,0	Vent.
2.2 MZ-CD Eng.R2AA (136kW)	09-	F	DF29730		Ø 300,0 Th 25,0-23,0	Vent., 16Inch Wheels
5 (CR19) 01/03/2005-						
1.8 16v Eng.L823 (85kW)	05-	F	DF29730		Ø 300,0 Th 25,0-23,0	Vent., 16Inch Wheels
	05-	R	DF29750		Ø 280,0 Th 11,0-9,0	
2.0 16v Eng.LFF7 (107kW)	05-	F	DF29730		Ø 300,0 Th 25,0-23,0	Vent., 16Inch Wheels
	05-	R	DF29750		Ø 280,0 Th 11,0-9,0	
2.0 CD Eng.RF7J (105kW)	05-	F	DF29730		Ø 300,0 Th 25,0-23,0	Vent., 16Inch Wheels
	05-	R	DF29750		Ø 280,0 Th 11,0-9,0	
2.0 TDi Eng.RF-T Hi Power (81kW)	05-	F	DF29730		Ø 300,0 Th 25,0-23,0	Vent., 16Inch Wheels
	05-	R	DF29750		Ø 280,0 Th 11,0-9,0	
MX-5 I (NA) 01/05/1990-01/04/1998						
1.6 Eng.B6EGI (66kW)	95-98	F	DF29999		Ø 255,0 Th 20,0-18,0	Vent., +ABS
1.6 16v Eng.B6, D, E, F (54-63-65-77-79-81-85kW)	90-8/93	F	DF29999		Ø 255,0 Th 20,0-18,0	Vent., +ABS
1.8 Eng.BPF1 (96kW)	94-98	F	DF29999		Ø 255,0 Th 20,0-18,0	Vent., +ABS
MX-5 II (NB) 01/05/1998-01/02/2005						
1.6 16v Eng.B6Z, D, E, F (81kW)	98-00	F	DF29999		Ø 255,0 Th 20,0-18,0	Vent., +ABS
1.8 16v Eng.BP-ZE (103kW)	98-00	F	DF29999		Ø 255,0 Th 20,0-18,0	Vent., +ABS

MERCEDES BENZ LCV, TRUCK

Sprinter I 3-T (903) 01/02/1995-01/05/2006						
308 CDi Eng.OM611.987 (60kW)	00-06	F	DF29995		Ø 285,0 Th 22,0-19,0	Vent.
308 D 2.3, 4WD Eng.OM601.943 (58kW)	95-00	F	DF29995		Ø 285,0 Th 22,0-19,0	Vent.
310 D 2.9, 4WD Eng.OM602.980 (75kW)	95-00	F	DF29995		Ø 285,0 Th 22,0-19,0	Vent.
311 CDi, 4WD Eng.OM611.981 (80kW)	00-06	F	DF29995		Ø 285,0 Th 22,0-19,0	Vent.
312 D 2.9, 4WD Eng.OM602.980 (90kW)	9502	F	DF29995		Ø 285,0 Th 22,0-19,0	Vent.
313 CDi, 4WD Eng.OM611.981 (95kW)	00-06	F	DF29995		Ø 285,0 Th 22,0-19,0	Vent.
314 NGT Eng.M111.984 (92kW)	00-06	F	DF29995		Ø 285,0 Th 22,0-19,0	Vent.
314, 4WD Eng.M111.979, 984 (105kW)	95-06	F	DF29995		Ø 285,0 Th 22,0-19,0	Vent.
316 CDi, 4WD Eng.OM612.981 (115kW)	00-06	F	DF29995		Ø 285,0 Th 22,0-19,0	Vent.
Sprinter I 4-T (904) 01/02/1996-01/05/2006						
408 CDi Eng.OM611.987 (60kW)	00-06	F	DF29995		Ø 285,0 Th 22,0-19,0	Vent.
408 D, 4WD Eng.OM601.943 (58kW)	96-06	F	DF29995		Ø 285,0 Th 22,0-19,0	Vent.
410 D, 4WD Eng.OM602.980 (75kW)	97-06	F	DF29995		Ø 285,0 Th 22,0-19,0	Vent.
411 CDi, 4WD Eng.OM611.981 (80kW)	00-06	F	DF29995		Ø 285,0 Th 22,0-19,0	Vent.
412 D, 4WD Eng.OM602.980 (85kW)	96-06	F	DF29995		Ø 285,0 Th 22,0-19,0	Vent.
412 D, 4WD Eng.OM602.980 (90kW)	96-06	F	DF29995		Ø 285,0 Th 22,0-19,0	Vent.
413 CDi, 4WD Eng.OM611.981 (95kW)	00-06	F	DF29995		Ø 285,0 Th 22,0-19,0	Vent.
414, 4WD Eng.M111.979, 984 (105kW)	96-06	F	DF29995		Ø 285,0 Th 22,0-19,0	Vent.
416 CDi, 4WD Eng.OM612.981 (115kW)	00-06	F	DF29995		Ø 285,0 Th 22,0-19,0	Vent.

PEUGEOT

807 (E) 01/06/2002-						
2.2 HDi 16v Eng.4HT (DW12BTD4) (125kW)	08-	F	DF29821		Ø 310,0 Th 32,0-30,0	Vent.
3.0 V6 24v Eng.XFX (ES9J4S) (152kW)	02-	F	DF29821		Ø 310,0 Th 32,0-30,0	Vent.

		F/R	L/R	GRAF ref.			NOTE
Avensis II (T25), SW 01/04/2003-01/01/2009							
2.2 D-4D Eng.2ADFTV (110-130kW)	05-09	R		DF29991		Ø 280,0 Th 10,0-8,5	
Avensis Verso (M20) 01/08/2001-							
2.0 D4-D Eng.1CDFTV (85kW)	01-	F		DF291028		Ø 275,0 Th 28,0-26,0	Vent.
2.0 VVT-i Eng.1AZFE, FSE (110kW)	01-	F		DF291028		Ø 275,0 Th 28,0-26,0	Vent.
Camry (V1)/ Vista/ Scepter 01/02/1983-01/08/1996							
2.2 (SXV10), SW Eng.5SFE (100kW)	8/93-	F		DF291028		Ø 275,0 Th 28,0-26,0	Vent.
3.0 (VCV10), SW Eng.3VZFE (138kW)	10/93-	F		DF291028		Ø 275,0 Th 28,0-26,0	Vent.
Camry (V20) 01/08/1996-01/11/2001							
2.2 Eng.5SFE (93-96kW)	96-01	F		DF291028		Ø 275,0 Th 28,0-26,0	Vent.
3.0 V6 24v Eng.1MZFE (135-140kW)	96-01	F		DF291028		Ø 275,0 Th 28,0-26,0	Vent.
Camry (V30) 01/11/2001-01/12/2005							
2.4 VVTi Eng.2AZFE (112-117kW)	01-	F		DF291028		Ø 275,0 Th 28,0-26,0	Vent.
Previa II (ACR3) 01/08/2000-							
2.0 D-4D Eng.1CDFTV (66-81-85kW)	01-3/04	F		DF291028		Ø 275,0 Th 28,0-26,0	Vent.
2.4 16v Eng.2AZFE (115kW)	00-	F		DF291028		Ø 275,0 Th 28,0-26,0	Vent.

S60 II 01/04/2010-							
2.0 D3 Eng.D5204T2 (120kW)	10-	R		DF29993		Ø 302 Th 22,0-20,0	Vent., +EPB
2.0 T Eng.B4204T6 (149kW)	10-	R		DF29993		Ø 302 Th 22,0-20,0	Vent., +EPB
2.4 D5, AWD Eng.D5244T10 (151kW)	10-	R		DF29993		Ø 302 Th 22,0-20,0	Vent., +EPB
3.0 T6 AWD Eng.B6304T4 (224kW)	10-	R		DF29993		Ø 302 Th 22,0-20,0	Vent., +EPB
S80 II 01/03/2006-							
2.0 Eng.B4204S3 (107kW)	08-	R		DF29993		Ø 302 Th 22,0-20,0	Vent., +EPB, w/EPB
2.0 TD 20v Eng.D4204T (100kW)	07-	R		DF29993		Ø 302 Th 22,0-20,0	Vent., +EPB, w/EPB
	07-	R		DF29992		Ø 302,0 Th 11,0-9,0	+EPB
2.4 D Eng.D5244T14 (129kW)	09-	R		DF29993		Ø 302 Th 22,0-20,0	Vent., +EPB, w/EPB
2.4 D Eng.D5244T5 (120kW)	06-	R		DF29993		Ø 302 Th 22,0-20,0	Vent., +EPB, w/EPB
	06-	R		DF29992		Ø 302,0 Th 11,0-9,0	+EPB
2.4 D5, AWD Eng.D5244T10 (151kW)	09-	R		DF29993		Ø 302 Th 22,0-20,0	Vent., +EPB, w/EPB
2.4 D5, AWD Eng.D5244T4 (136kW)	06-	R		DF29993		Ø 302 Th 22,0-20,0	Vent., +EPB, w/EPB
	06-	R		DF29992		Ø 302,0 Th 11,0-9,0	+EPB
2.5 T. Eng.B5254T10 (170kW)	09-	R		DF29993		Ø 302 Th 22,0-20,0	Vent., +EPB, w/EPB
2.5 T. Eng.B5254T6, T8 (147kW)	06-	R		DF29993		Ø 302 Th 22,0-20,0	Vent., +EPB, w/EPB
	06-	R		DF29992		Ø 302,0 Th 11,0-9,0	+EPB
3.0 T6 AWD Eng.B6304T (210kW)	07-	R		DF29993		Ø 302 Th 22,0-20,0	Vent., +EPB, w/EPB
	07-	R		DF29992		Ø 302,0 Th 11,0-9,0	+EPB
3.2 Eng.B6324S (175kW)	06-	R		DF29993		Ø 302 Th 22,0-20,0	Vent., +EPB, w/EPB
	07-	R		DF29992		Ø 302,0 Th 11,0-9,0	+EPB
4.4 V8 Eng.B8444S (232kW)	06-	R		DF29993		Ø 302 Th 22,0-20,0	Vent., +EPB, w/EPB
	06-	R		DF29992		Ø 302,0 Th 11,0-9,0	+EPB
V70 III SW 01/07/2007-							
1.6 D Eng.D4164T (80kW)	10-	R		DF29993		Ø 302 Th 22,0-20,0	Vent., +EPB, w/EPB
2.0 Eng.B4204S3 (107kW)	08-	R		DF29993		Ø 302 Th 22,0-20,0	Vent., +EPB, w/EPB
	08-	R		DF29992		Ø 302,0 Th 11,0-9,0	+EPB
2.0 D 20v Eng.D4204T (100kW)	07-	R		DF29993		Ø 302 Th 22,0-20,0	Vent., +EPB, w/EPB
	07-	R		DF29992		Ø 302,0 Th 11,0-9,0	+EPB
2.0 D3 Eng. (120kW)	10-	R		DF29993		Ø 302 Th 22,0-20,0	Vent., +EPB, w/EPB
2.4 D Eng.D5244T14 (129kW)	09-	R		DF29993		Ø 302 Th 22,0-20,0	Vent., +EPB, w/EPB
2.4 D5 Eng.D5244T4,5 (120-136kW)	07-	R		DF29993		Ø 302 Th 22,0-20,0	Vent., +EPB, w/EPB
	08-	R		DF29992		Ø 302,0 Th 11,0-9,0	+EPB
2.4 D5, AWD Eng.D5244T10 (151kW)	7/09-	R		DF29993		Ø 302 Th 22,0-20,0	Vent., +EPB, w/EPB
2.5 T. Eng.B5254T10 (170kW)	09-	R		DF29993		Ø 302 Th 22,0-20,0	Vent., +EPB, w/EPB
2.5 T. Eng.B5254T6 (147kW)	07-	R		DF29993		Ø 302 Th 22,0-20,0	Vent., +EPB, w/EPB
	07-	R		DF29992		Ø 302,0 Th 11,0-9,0	+EPB
3.0 T6 Eng.B6304T (210kW)	07-	R		DF29993		Ø 302 Th 22,0-20,0	Vent., +EPB, w/EPB
	07-	R		DF29992		Ø 302,0 Th 11,0-9,0	+EPB
3.2 Eng.B6324S (175kW)	07-	R		DF29993		Ø 302 Th 22,0-20,0	Vent., +EPB, w/EPB
	08-	R		DF29992		Ø 302,0 Th 11,0-9,0	+EPB
XC70 II Cross Country 01/07/2007-							
2.4 D Eng.D5244T5 (120kW)	07-	R		DF29993		Ø 302 Th 22,0-20,0	Vent., +EPB, w/EPB
2.4 D5 Eng.D5244T4 (136kW)	07-	R		DF29993		Ø 302 Th 22,0-20,0	Vent., +EPB, w/EPB
	07-	R		DF29992		Ø 302,0 Th 11,0-9,0	+EPB
2.4 D5, AWD Eng.D5244T10 (151kW)	09-	R		DF29993		Ø 302 Th 22,0-20,0	Vent., +EPB, w/EPB
3.0 T6 Eng.B6304T (210kW)	09-	R		DF29993		Ø 302 Th 22,0-20,0	Vent., +EPB, w/EPB
3.2 Eng.B6324S (175kW)	07-	R		DF29993		Ø 302 Th 22,0-20,0	Vent., +EPB, w/EPB



CROSS REFERENCES LIST

Ad. OE	GRAF ref.	Ad. OE	GRAF ref.	Ad. OE	GRAF ref.	Ad. OE	GRAF ref.	Ad. OE	GRAF ref.
CITROËN		TOYOTA							
4246.Z8	DF29821	43512-33042	DF291028						
		43512-44021	DF291028						
		43512-44020	DF291028						
FIAT		43512-33090	DF291028						
		43512-33060	DF291028						
		43512-33041	DF291028						
1355376080	DF29821	43512-33040	DF291028						
		43512-07020	DF291028						
		42431-05050	DF29991						
		43512-06040	DF291028						
FORD LCV, TRUCK									
1371420	DF29998	VOLVO							
1464031	DF29998								
		30769060	DF29993						
HONDA									
42510-SEA-E00	DF29996								
42510-SEA-E50	DF29996								
45251-SEA-E30	DF29997								
IVECO									
504121723	DF29989								
7186848	DF29990								
7182874	DF291000								
424711150	DF291000								
2996122	DF29989								
2996049	DF29990								
2996043	DF29994								
7186485	DF29994								
LANCIA									
46469907	DF29613								
46776750	DF29611								
9464640587	DF29821								
MAZDA									
BP6Y-33-25XF	DF29730								
BP6Y-33-25XE	DF29730								
BP6Y-26-251B	DF29750								
BP6Y-26-251C	DF29750								
BP6Y-26-251D	DF29750								
BP6Y-26-251E	DF29750								
ND26-33-25XC	DF29999								
C26Y-33-25XA	DF29730								
C26Y-33-25XB	DF29730								
C26Y-33-25XC	DF29730								
NA75-33-25X	DF29999								
NA75-33-25XC	DF29999								
ND26-33-25X	DF29999								
BP6Y-33-25XD	DF29730								
MERCEDES BENZ LCV,									
903 421 00 12	DF29995								
903 421 01 12	DF29995								
PEUGEOT									
4246.Z7	DF29821								
4246.Z8	DF29821								

CATALOGUE ADDITION JUNE 2011